

Access to Information and Protection of Privacy

2015-16 ANNUAL REPORT

Highlights

For complete statistics found in the 2015-16 Annual Report, please visit the ATIPP Office website at www.atipp.gov.nl.ca under Publications.



Access to Information Requests



1,410
Access Requests

96%

Of the 1410 requests received, 96% were responded to within legislated timelines

A total of 1410 requests were made to government departments and public bodies, an 86% increase from 2014-15 where 757 requests were received

51

Average number of requests received per month by government departments

18%

Personal Information Requests

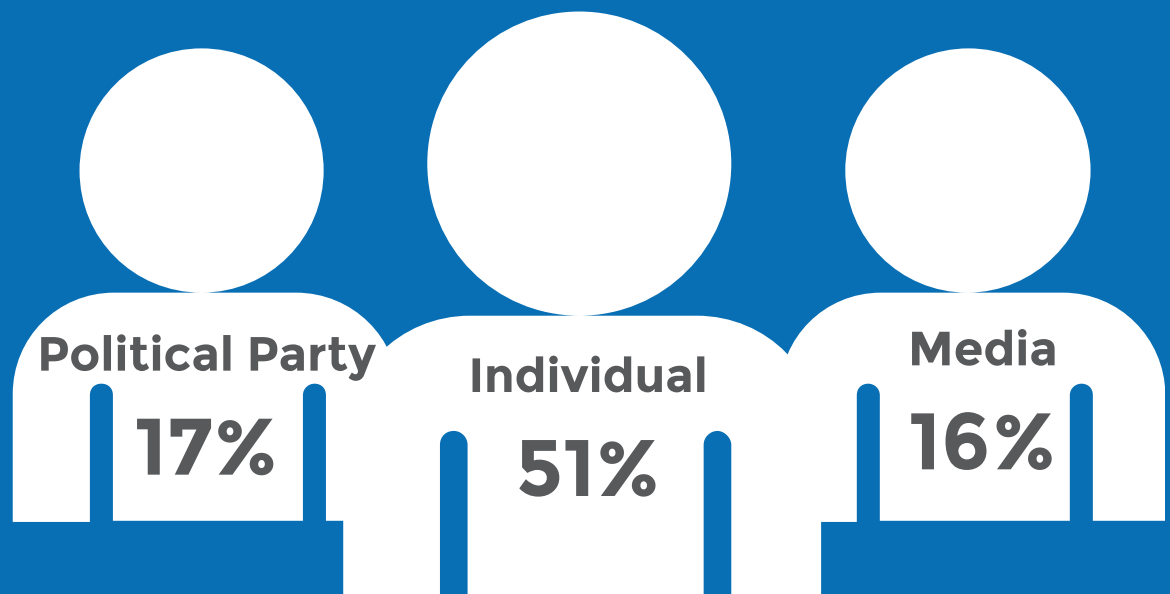


82%


General Requests

Top Three

Types of Applicants*



Training



2536
EMPLOYEES

Online access and privacy training completed by employees



70
SESSIONS

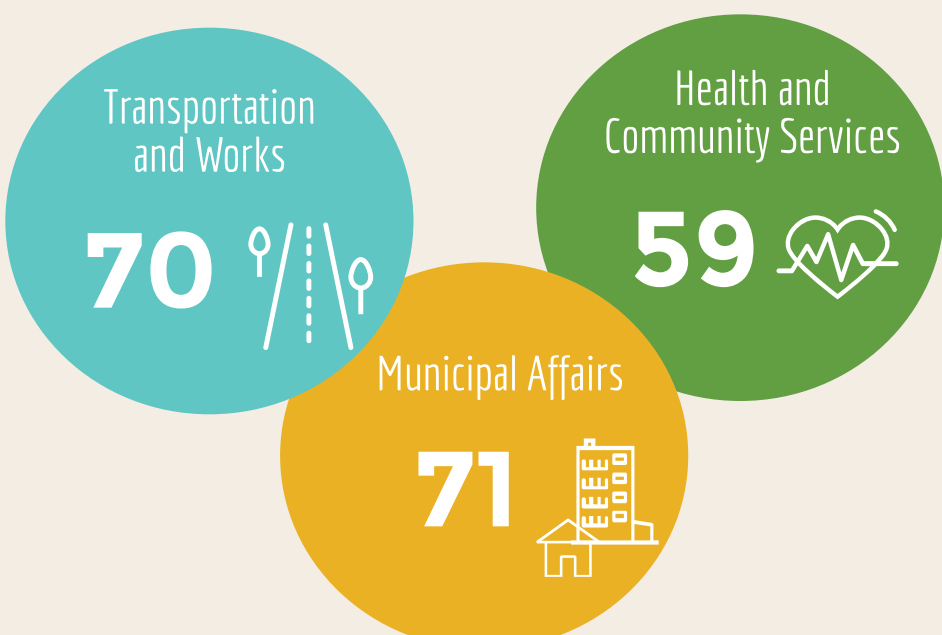
More than 1460 people attended 70 access and privacy sessions



Departments and Public Bodies*

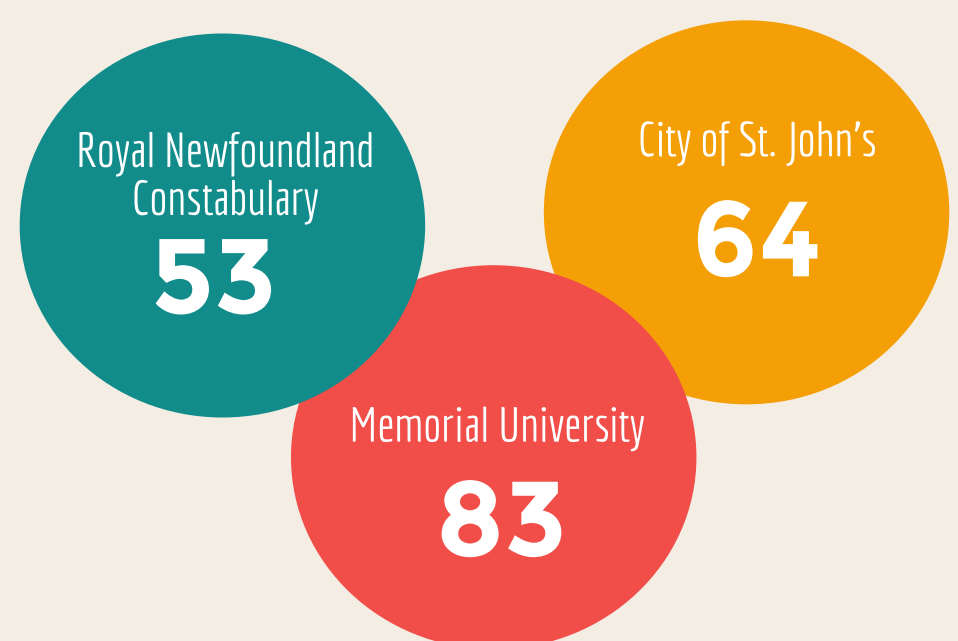
Departments

that received the most requests**



Public Bodies

that received the most requests**



* These figures represent general requests received

** These figures represent total number of requests received in 2015-16